

**ANNAMACHARYA INSTITUTE OF TECHNOLOGY & SCIENCES::KADAPA
(AUTONOMOUS)**

UTUKUR (P), C. K. DINNE (V&M),KADAPA,YSR DIST.
Accredited by NAAC with ‘A’ Grade & NBA (B. Tech-CSE, ECE & EEE)



**B.TECH. -COMPUTERT SCIENCE &ENGINEERING
II YEAR COURSE STRUCTURE & SYLLABUS**

B. Tech – II Year I Semester

S.No.	Course code	Title	L	T	P	Credits
1	23HBS9913	Discrete Mathematics & Graph Theory	3	0	0	3
2	23HHS9901	Universal Human Values 2- Understanding Harmonyand Ethical human conduct	2	1	0	3
3	23HES0402	Digital Logic and Computer Organization	3	0	0	3
4	23HPC0503	Advanced Data Structures & Algorithms Analysis	3	0	0	3
5	23HPC0504	Object-Oriented Programming Through JAVA	3	0	0	3
6	23HPC0505	Advanced Data Structures and Algorithms Analysis Lab	0	0	3	1.5
7	23HPC0506	Object-Oriented Programming Through JAVA Lab	0	0	3	1.5
8	23HSC0502	Python programming	0	1	2	2
9	23HAC9901	Environmental Science	2	0	0	-
Total			15	2	10	20

B.Tech– II Year II Semester

S.No.	Course code	Title	L	T	P	Credits
1	23HMC1E01a 23HMC1E01b 23HMC1E01c	Managerial Economics and Financial Analysis Organizational Behavior Business Environment	2	0	0	2
2	23HBS9915	Probability & Statistics	3	0	0	3
3	23HPCO507	Operating Systems	3	0	0	3
4	23HES0504	Database Management Systems	3	0	0	3
5	23HPC0508	Software Engineering	3	0	0	3
6	23HPC0509	Operating Systems Lab	0	0	3	1.5
7	23HPC0510	Database Management Systems Lab	0	0	3	1.5
8	23HSC0503	Full Stack Development-1	0	1	2	2
9	23HBS9916	Design Thinking & Innovation	1	0	2	2
Total			15	1	12	21
Mandatory Community Service Project Internship of 08 weeks duration during summer vacation						



ANNAMACHARYA INSTITUTE OF TECHNOLOGY & SCIENCES::KADAPA
(AUTONOMOUS)

UTUKUR (P), C. K. DINNE (V&M), KADAPA, Y.S.R DIST.
Accredited by NAAC with 'A' Grade & NBA (B. Tech-CSE, ECE & EEE)

B.TECH. -COMPUTER SCIENCE &ENGINEERING
II YEAR COURSE STRUCTURE & SYLLABUS

B. Tech – II Year I Semester

CSE-SUBJECTS

S.No.	Title
1	Discrete Mathematics & Graph Theory
2	Universal Human Values 2-Understanding Harmony and Ethical human conduct
3	Digital Logic and Computer Organization
4	Advanced Data Structures & Algorithms Analysis
5	Object-Oriented Programming Through JAVA
6	Advanced Data Structures and Algorithms Analysis Lab
7	Object-Oriented Programming Through JAVA Lab
8	Python programming Lab
9	Environmental Science

Signatures

Chairman (HOD of CSE)
(Dr. C.VENKATA SUBBIAH)

Academic council
(Dr. T.RAMAKRISHNUDU)

Academic council
(Dr. K.P.SUPREETHI)

University nominee
(Dr. K.MADHAVI)

Internal member
(Mrs. K.MUNNI)

Internal member
(Mrs. J.SANDHYA RANI)



ANNAMACHARYA INSTITUTE OF TECHNOLOGY & SCIENCES::KADAPA
(AUTONOMOUS)

UTUKUR (P), C. K. DINNE (V&M), KADAPA, YSR DIST.
Accredited by NAAC with 'A' Grade & NBA (B. Tech-CSE, ECE & EEE)

B.TECH. -COMPUTER SCIENCE &ENGINEERING
II YEAR COURSE STRUCTURE & SYLLABUS

B. Tech – II Year I Semester

CSE BRANCH RELATED SUBJECTS AND LABS

S.No.	Title
1	Advanced Data Structures & Algorithms Analysis
2	Object-Oriented Programming Through JAVA
3	Advanced Data Structures and Algorithms Analysis Lab
4	Object-Oriented Programming Through JAVA Lab
5	Python programming Lab

Signatures

Chairman (HOD of CSE)
(Dr. C.VENKATA SUBBAIAH)

Academic council
(Dr. T.RAMAKRISHNUDU)

Academic council
(Dr. K.P.SUPREETHI)

University nominee
(Dr. K.MADHAVI)

Internal member
(Mrs. K.MUNNI)

Internal member
(Mrs. J.SANDHYA RANI)



**ANNAMACHARYA INSTITUTE OF TECHNOLOGY & SCIENCES::KADAPA
(AUTONOMOUS)**

(Approved by AICTE New Delhi & Affiliated to JNTUA, Anantapuramu)
Accredited by NAAC with 'A' grade, Bangalore

B.Tech. II Year –I Semester	DISCRETE MATHEMATICS & GRAPH THEORY (Common to CSE, AI&DS, CSE(AI&ML))	L	T	P	C
		3	0	0	3

Course Outcomes:

After successful completion of this course, the students should be able to:

COs	Statements	Blooms level
CO1	Apply mathematical logic to solve problems.	L2, L3
CO2	Understand the concepts and perform the operations related to sets, relations and functions. Gain the conceptual background needed and identify structures of algebraic nature.	L3, L5
CO3	Apply basic counting techniques to solve combinatorial problems.	L3
CO4	Formulate problems and solve recurrence relations.	L2, L3
CO5	Apply Graph Theory in solving computer science problems	L3, L5

UNIT I: Mathematical Logic

Introduction, Statements and Notation, Connectives, Well-formed formulas, Tautology, Duality law, Equivalence, Implication, Normal Forms, Functionally complete set of connectives, Inference Theory of Statement Calculus, Predicate Calculus, Inference theory of Predicate Calculus.

UNIT II: Set theory

The Principle of Inclusion- Exclusion, Pigeon hole principle and its application, Functions, composition of functions, Inverse Functions, Recursive Functions, Lattices and its properties. **Algebraic structures:** Algebraic systems-Examples and General Properties, Semi groups and Monoids, groups, sub groups, homomorphism, Isomorphism.

UNIT III: Elementary Combinatorics

Combinations and Permutations, Enumeration of Combinations and Permutations, Enumerating Combinations and Permutations with Repetitions, Enumerating Permutations with Constrained Repetitions, Binomial Coefficients, The Binomial and Multinomial Theorems.

UNITIV: Recurrence Relations

Generating Functions of Sequences, Calculating Coefficients of Generating Functions, Recurrence relations, Solving Recurrence Relations by Substitution and Generating functions, The Method of Characteristic roots, Solutions of Inhomogeneous, Recurrence Relations.

UNITV: Graphs

Basic Concepts, Isomorphism and Subgraphs, Trees and their Properties, Spanning Trees, Directed Trees, Binary Trees, Planar Graphs, Euler's Formula, Multigraphs and Euler Circuits, Hamiltonian Graphs.

V. Sugun



**ANNAMACHARYA INSTITUTE OF TECHNOLOGY & SCIENCES::KADAPA
(AUTONOMOUS)**

(Approved by AICTE New Delhi & Affiliated to JNTUA, Anantapuramu)

Accredited by NAAC with 'A' grade, Bangalore

Textbooks:

1. J.P. Tremblay and R. Manohar, Discrete Mathematical Structures with Applications to Computer Science, Tata McGraw Hill, 2002.
2. Kenneth H. Rosen, Discrete Mathematics and its Applications with Combinatorics and Graph Theory, 7th Edition, McGraw Hill Education (India) Private Limited.

ReferenceBooks:

1. Joe L. Mott, Abraham Kandel and Theodore P. Baker, Discrete Mathematics for Computer Scientists & Mathematicians, 2nd Edition, Pearson Education.
2. NarsinghDeo, Graph Theory with Applications to Engineering and Computer Science.

Online Learning Resources:

1. <http://www.cs.yale.edu/homes/aspnes/classes/202/notes.pdf>

V. Suguna

Seegadidi



ANNAMACHARYA INSTITUTE OF TECHNOLOGY AND SCIENCES::KADAPA
(AUTONOMOUS)

(Approved by AICTE New Delhi & Affiliated to JNTUA, Anantapuramu)
Accredited by NAAC with 'A' grade, Bangalore & NBA (EEE, ECE & CSE)

B.Tech. II Year-I Semester	(23HHS9901) UNIVERSAL HUMAN VALUES – UNDERSTANDING HARMONY AND ETHICAL HUMAN CONDUCT (Common to all Branches)	L	T	P	C
		2	1	0	3

Course Objectives:

- To help the students appreciate the essential complementary between 'VALUES' and 'SKILLS' to ensure sustained happiness and prosperity which are the core aspirations of all human beings.
- To facilitate the development of a Holistic perspective among students towards life and profession as well as towards happiness and prosperity based on a correct understanding of the Human reality and the rest of existence. Such holistic perspective forms the basis of Universal Human Values and movement towards value-based living in a natural way.
- To highlight plausible implications of such a Holistic understanding in terms of ethical human conduct, trustful and mutually fulfilling human behaviour and mutually enriching interaction with Nature.

Course Outcomes: At the end of the course ,the student will be able to		Blooms Level
CO1	Define the terms like Natural Acceptance, Happiness and Prosperity	L1,L2
CO2	Identify one's self, and one's surroundings (family, society nature)	L1, L2
CO3	Apply what they have learnt to their own self in different day-to-day settings in real life	L3
CO4	Relate human values with human relationship and human society.	L4
CO5	Justify the need for universal human values and harmonious existence	L5
CO6	Develop as socially and ecologically responsible engineers	L3,L6

Course Topics:

The course has **28 lectures** and **14 tutorials** in **5 modules**. The lectures and tutorials are of 1-hour duration. Tutorial sessions are to be used to explore and practice what has been proposed during the lecture sessions.

The Teacher's Manual provides the outline for lectures as well as practice sessions. The teacher is expected to present the issues to be discussed as propositions and encourage the students to have a dialogue.

UNIT I: Introduction to Value Education (6 lectures and 3 tutorials for practice session)

Lecture 1 : Right Understanding, Relationship and Physical Facility (Holistic Development and the Role of Education)

Lecture 2 : Understanding Value Education

Tutorial 1 : Practice Session PS1 Sharing about Oneself

Lecture 3 : self-exploration as the Process for Value Education

Lecture 4 : Continuous Happiness and Prosperity – the Basic Human Aspirations

Tutorial 2 : Practice Session PS2 Exploring Human Consciousness

Lecture 5 : Happiness and Prosperity – Current Scenario

Lecture 6 : Method to Fulfill the Basic Human Aspirations

Tutorial 3 : Practice Session PS3 Exploring Natural Acceptance

UNIT II: Harmony in the Human Being (6 lectures and 3 tutorials for practice session)

Lecture 7 : Understanding Human being as the Co-existence of the self and the body.

Lecture 8 : Distinguishing between the Needs of the self and the body

Tutorial 4 : Practice Session PS4 Exploring the difference of Needs of self and body.

Lecture 9 : The body as an Instrument of the self

Lecture 10 : Understanding Harmony in the self

Tutorial 5 : Practice Session PS5 Exploring Sources of Imagination in the self

Lecture 11 : Harmony of the self with the body

Lecture 12 : Programme to ensure self-regulation and Health

Tutorial 6 : Practice Session PS6 Exploring Harmony of self with the body

UNIT III: Harmony in the Family and Society (6 lectures and 3 tutorials for practice session)

Lecture 13 : Harmony in the Family – the Basic Unit of Human Interaction

Lecture 14 : 'Trust' – the Foundational Value in Relationship

Tutorial 7 : Practice Session PS7 Exploring the Feeling of Trust

Lecture 15 : 'Respect' – as the Right Evaluation

Tutorial 8 : Practice Session PS8 Exploring the Feeling of Respect

Lecture 16 : Other Feelings, Justice in Human-to-Human Relationship

Lecture 17 : Understanding Harmony in the Society

Lecture 18 : Vision for the Universal Human Order

Tutorial 9 : Practice Session PS9 Exploring Systems to fulfill Human Goal

UNIT IV: Harmony in the Nature/Existence (4 lectures and 2 tutorials for practice session)

Lecture 19 : Understanding Harmony in the Nature

Lecture 20 : Interconnectedness, self-regulation and Mutual Fulfillment among the Four Orders of Nature

Tutorial 10 : Practice Session PS10 Exploring the Four Orders of Nature

Lecture 21 : Realizing Existence as Co-existence at All Levels

Lecture 22 : The Holistic Perception of Harmony in Existence

Tutorial 11 : Practice Session PS11 Exploring Co-existence in Existence.

UNIT V: Implications of the Holistic Understanding – a Look at Professional Ethics
(6 lectures and 3 tutorials for practice session)

Lecture 23 : Natural Acceptance of Human Values

Lecture 24 : Definitiveness of (Ethical) Human Conduct

Tutorial 12 : Practice Session PS12 Exploring Ethical Human Conduct

Lecture 25 : A Basis for Humanistic Education, Humanistic Constitution and Universal Human Order

Lecture 26 : Competence in Professional Ethics

Tutorial 13 : Practice Session PS13 Exploring Humanistic Models in Education

Lecture 27 : Holistic Technologies, Production Systems and Management Models-Typical Case Studies

Lecture 28 : Strategies for Transition towards Value-based Life and Profession

Tutorial 14 : Practice Session PS14 Exploring Steps of Transition towards Universal Human Order

Practice Sessions for UNIT I – Introduction to Value Education

PS1 -Sharing about Oneself

PS2 -Exploring Human Consciousness

PS3 -Exploring Natural Acceptance

Practice Sessions for UNIT II – Harmony in the Human Being

PS4 -Exploring the difference of Needs of self and body

PS5 -Exploring Sources of Imagination in the self

PS6 -Exploring Harmony of self with the body

Practice Sessions for UNIT III – Harmony in the Family and Society

PS7 -Exploring the Feeling of Trust

PS8 -Exploring the Feeling of Respect

PS9 -Exploring Systems to fulfil Human Goal

Practice Sessions for UNIT IV – Harmony in the Nature (Existence)

PS10 -Exploring the Four Orders of Nature

PS11 -Exploring Co-existence in Existence

Practice Sessions for UNIT V – Implications of the Holistic Understanding – a Look at Professional Ethics

PS12 -Exploring Ethical Human Conduct

PS13 -Exploring Humanistic Models in Education

PS14 -Exploring Steps of Transition towards Universal Human Order

READINGS:

Textbook and Teachers Manual

a. The Textbook

R R Gaur, R Asthana, G P Bagaria, *A Foundation Course in Human Values and Professional Ethics*, 2nd Revised Edition, Excel Books, New Delhi, 2019. ISBN 978-93-87034-47-1

b. The Teacher's Manual

R R Gaur, R Asthana, G P Bagaria, *Teachers' Manual for A Foundation Course in Human Values and Professional Ethics*, 2nd Revised Edition, Excel Books, New Delhi, 2019. ISBN 978-93-87034-53-2

Reference Books

1. *Jeevan Vidya: Ek Parichaya*, A Nagaraj, Jeevan Vidya Prakashan, Amarkantak, 1999.
2. *Human Values*, A.N. Tripathi, New Age Intl. Publishers, New Delhi, 2004.
3. *The Story of Stuff* (Book).
4. *The Story of My Experiments with Truth* - by Mohandas Karamchand Gandhi
5. *Small is Beautiful* - E. F Schumacher.
6. *Slow is Beautiful* - Cecile Andrews
7. *Economy of Permanence* - J C Kumarappa
8. *Bharat Mein Angreji Raj* – Pandit Sunderlal
9. *Rediscovering India* - by Dharampal
10. *Hind Swaraj or Indian Home Rule* - by Mohandas K. Gandhi
11. *India Wins Freedom* - Maulana Abdul Kalam Azad
12. *Vivekananda* - Romain Rolland (English)
13. *Gandhi* - Romain Rolland (English)

Mode of Conduct:

Lecture hours are to be used for interactive discussion, placing the proposals about the topics at hand and motivating students to reflect, explore and verify them.

Tutorial hours are to be used for practice sessions.

While analyzing and discussing the topic, the faculty mentor's role is in pointing to essential elements to help in sorting them out from the surface elements. In other words, help the students explore the important or critical elements.

In the discussions, particularly during practice sessions (tutorials), the mentor encourages the student to connect with one's own self and do self-observation, self-reflection and self-exploration.

Scenarios may be used to initiate discussion. The student is encouraged to take up "ordinary" situations rather than "extra-ordinary" situations. Such observations and their analyses are shared and discussed with other students and faculty mentor, in a group sitting.

Tutorials (experiments or practical) are important for the course. The difference is that the laboratory is everyday life, and practical are how you behave and work in real life. Depending on the nature of topics, worksheets, home assignment and/or activity are included. The practice sessions (tutorials) would also provide support to a student in performing actions commensurate to his/her beliefs. It is intended that this would lead to development of commitment, namely behaving and working based on basic human values.

It is recommended that this content be placed before the student as it is, in the form of a basic foundation course, without including anything else or excluding any part of this content. Additional content may be offered in separate, higher courses. This course is to be taught by faculty from every teaching department, not exclusively by any one department.

Teacher preparation with a minimum exposure to at least one 8-day Faculty Development Program on Universal Human Values is deemed essential.

Online Resources:

1. <https://fdp-si.aicte-india.org/UHV-II%20Class%20Notes%20&%20Handouts/UHV%20Handout%201-Introduction%20to%20Value%20Education.pdf>
2. <https://fdp-si.aicte-india.org/UHV-II%20Class%20Notes%20&%20Handouts/UHV%20Handout%202-Harmony%20in%20the%20Human%20Being.pdf>
3. <https://fdp-si.aicte-india.org/UHV-II%20Class%20Notes%20&%20Handouts/UHV%20Handout%203-Harmony%20in%20the%20Family.pdf>
4. <https://fdp-si.aicte-india.org/UHV%20I%20Teaching%20Material/D3-S2%20Respect%20July%2023.pdf>
5. <https://fdp-si.aicte-india.org/UHV-II%20Class%20Notes%20&%20Handouts/UHV%20Handout%205-Harmony%20in%20the%20Nature%20and%20Existence.pdf>
6. <https://fdp-si.aicte-india.org/download/FDPTeachingMaterial/3-days%20FDP-SI%20UHV%20Teaching%20Material/Day%203%20Handouts/UHV%203D%20D3-S2A%20Und%20Nature-Existence.pdf>
7. <https://fdp-si.aicte-india.org/UHV%20II%20Teaching%20Material/UHV%20II%20Lecture%2023-25%20Ethics%20v1.pdf>
8. <https://www.studocu.com/in/document/kiet-group-of-institutions/universal-human-values/chapter-5-holistic-understanding-of-harmony-on-professional-ethics/62490385>
9. https://onlinecourses.swayam2.ac.in/aic22_ge23/preview

Unsharu

y. S. Sharada

P. S. S.

II Year B.Tech. CSE–I Semester

L	T	P	C
3	0	0	3

(23A30402) DIGITAL LOGIC & COMPUTER ORGANIZATION

Course Objectives: The main objective of the course is to

- Provide students with a comprehensive understanding of digital logic design principles and computer organization fundamentals
- Describe memory hierarchy concepts
- Explain input/output (I/O) systems and their interaction with the CPU, memory, and peripheral devices

Course Outcomes: After completion of the course, students will be able to

- Differentiate between combinational and sequential circuits based on their characteristics and functionalities. (L2)
- Demonstrate an understanding of computer functional units.(L2)
- Analyze the design and operation of processors, including instruction execution, pipelining, and control unit mechanisms, to comprehend their role in computer systems.(L3)
- Describe memory hierarchy concepts, including cache memory, virtual memory, and secondary storage, and evaluate their impact on system performance and scalability. (L3)
- Explain input/output (I/O) systems and their interaction with the CPU, memory, and peripheral devices, including interrupts, DMA, and I/O mapping techniques. (L3)
- Design Sequential and Combinational Circuits(L6)

UNIT–I:

Data Representation: Binary Numbers, Fixed Point Representation, Floating Point Representation, Number base conversions, Octal and Hexadecimal Numbers, Complements, Signed binary numbers

Digital Logic Circuits-I: Basic Logic Functions, Logic gates, universal logic gates, Minimization of Logic expressions. K-Map Simplification, Combinational Circuits, Decoders, Multiplexers

UNIT–II:

Digital Logic Circuits-II: Sequential Circuits, Flip-Flop Conversions, Binary counters, Ripple counters

Basic Structure of Computers: Computer Types, Functional units, Basic operational concepts, Bus structures, Software, Performance, multiprocessors and multi computers, Computer Generations, Von- Neumann Architecture

UNIT– III:

Computer Arithmetic : Addition and Subtraction, Multiplication Algorithms, Design of Fast Adders, Multiplication of Positive Numbers, Signed-operand Multiplication, Fast Multiplication, Integer Division, Floating-Point Numbers and Operations


 Prof. K. Venkata Ramanasa,
 Dean Faculty of Engineering
 Y.S.R. Engineering College of Y.
 Korrapadu Road, PRODDATUR-51630...



Processor Organization: Fundamental Concepts, Execution of a Complete Instruction, Multiple-Bus Organization, Hardwired Control and Multi programmed Control

UNIT–IV:

The Memory Organization: Basic Concepts, Semiconductor RAM Memories, Read-Only Memories, Speed, Size and Cost, Cache Memories, Performance Considerations, Virtual Memories, Memory Management Requirements, Secondary Storage

UNIT–V:

Input /Output Organization: Accessing I/O Devices, Interrupts, Processor Examples, Direct Memory Access, Buses, Interface Circuits, Standard I/O Interfaces

Textbooks:

1. Computer Organization, Carl Hamacher, Zvonko Vranesic, Safwat Zaky, 6th edition, McGraw Hill, 2023.
2. Digital Design, 6th Edition, M. Morris Mano, Pearson Education, 2018.
3. Computer Organization and Architecture, William Stallings, 11th Edition, Pearson, 2022.

Reference Books:

1. Computer Systems Architecture, M. Moris Mano, 3rd Edition, Pearson, 2017.
2. Computer Organization and Design, David A. Paterson, John L. Hennessy, Elsevier, 2004.
3. Fundamentals of Logic Design, Roth, 5th Edition, Thomson, 2003.

Online Learning Resources:

<https://nptel.ac.in/courses/106/103/106103068/>


Prof. K. Venkata Ramanasa,
Deen Faculty of Engineering
V.S.R. Engineering College of Y
Korrapadu Road, PRODDATUR-516300.



II Year B.Tech. CSE – I Semester

L	T	P	C
3	0	0	3

(23HPC0504) OBJECT-ORIENTED PROGRAMMING THROUGH JAVA

Course Objectives: The learning objectives of this course are to:

- Identify Java language components and how they work together in applications
- Learn the fundamentals of object-oriented programming in Java, including defining classes, invoking methods, using class libraries.
- Learn how to extend Java classes with inheritance and dynamic binding and how to use exception handling in Java applications
- Understand how to design applications with threads in Java
- Understand how to use Java apis for program development

Course Outcomes: After completion of the course, students will be able to

- Analyze problems, design solutions using OOP principles, and implement them efficiently in Java. (L4)
- Design and implement classes to model real-world entities, with a focus on attributes, behaviors, and relationships between objects (L4)
- Demonstrate an understanding of inheritance hierarchies and polymorphic behaviour, including method overriding and dynamic method dispatch. (L3)
- Apply Competence in handling exceptions and errors to write robust and fault-tolerant code. (L3)
- Perform file input/output operations, including reading from and writing to files using Java I/O classes, graphical user interface (GUI) programming using JavaFX. (L3)
- Choose appropriate data structure of Java to solve a problem (L6)

UNIT I: Object Oriented Programming: Basic concepts, Principles, Program Structure in Java: Introduction, Writing Simple Java Programs, Elements or Tokens in Java Programs, Java Statements, Command Line Arguments, User Input to Programs, Escape Sequences Comments, Programming Style.

Data Types, Variables, and Operators : Introduction, Data Types in Java, Declaration of Variables, Data Types, Type Casting, Scope of Variable Identifier, Literal Constants, Symbolic Constants, Formatted Output with printf() Method, Static Variables and Methods, Attribute Final, **Introduction to Operators**, Precedence and Associativity of Operators, Assignment Operator (=), Basic Arithmetic Operators, Increment (++) and Decrement (- -) Operators, Ternary Operator, Relational Operators, Boolean Logical Operators, Bitwise Logical Operators.

Control Statements: Introduction, if Expression, Nested if Expressions, if–else Expressions, Ternary Operator?:, Switch Statement, Iteration Statements, while Expression, do–while Loop, for Loop, Nested for Loop, For–Each for Loop, Break Statement, Continue Statement.

UNIT II: Classes and Objects: Introduction, Class Declaration and Modifiers, Class Members, Declaration of Class Objects, Assigning One Object to Another, Access Control for Class Members, Accessing Private Members of Class, Constructor Methods for Class, Overloaded Constructor Methods, Nested Classes, Final Class and Methods, Passing Arguments by Value and by Reference, Keyword this.

Methods: Introduction, Defining Methods, Overloaded Methods, Overloaded Constructor Methods, Class Objects as Parameters in Methods, Access Control, Recursive Methods, Nesting of Methods, Overriding Methods, Attributes Final and Static.

UNIT III: Arrays: Introduction, Declaration and Initialization of Arrays, Storage of Array in Computer Memory, Accessing Elements of Arrays, Operations on Array Elements, Assigning Array to Another Array, Dynamic Change of Array Size, Sorting of Arrays, Search for Values in Arrays, Class Arrays, Two-dimensional Arrays, Arrays of Varying Lengths, Three-dimensional Arrays, Arrays as Vectors.

Inheritance: Introduction, Process of Inheritance, Types of Inheritances, Universal Super Class-Object Class, Inhibiting Inheritance of Class Using Final, Access Control and Inheritance, Multilevel Inheritance, Application of Keyword Super, Constructor Method and Inheritance, Method Overriding, Dynamic Method Dispatch, Abstract Classes, Interfaces and Inheritance.

Interfaces: Introduction, Declaration of Interface, Implementation of Interface, Multiple Interfaces, Nested Interfaces, Inheritance of Interfaces, Default Methods in Interfaces, Static Methods in Interface, Functional Interfaces, Annotations.

UNIT IV: Packages and Java Library: Introduction, Defining Package, Importing Packages and Classes into Programs, Path and Class Path, Access Control, Packages in Java SE, Java.lang Package and its Classes, Class Object, Enumeration, class Math, Wrapper Classes, Auto-boxing and Auto-unboxing, Java util Classes and Interfaces, Formatter Class, Random Class, Time Package, Class Instant (java.time.Instant), Formatting for Date/Time in Java, Temporal Adjusters Class, Temporal Adjusters Class.

Exception Handling: Introduction, Hierarchy of Standard Exception Classes, Keywords throws and throw, try, catch, and finally Blocks, Multiple Catch Clauses, Class Throwable, Unchecked Exceptions, Checked Exceptions.

Java I/O and File: Java I/O API, standard I/O streams, types, Byte streams, Character streams, Scanner class, Files in Java(Text Book 2)

UNIT V: String Handling in Java: Introduction, Interface Char Sequence, Class String, Methods for Extracting Characters from Strings, Comparison, Modifying, Searching; Class String Buffer.

Multithreaded Programming: Introduction, Need for Multiple Threads Multithreaded Programming for Multi-core Processor, Thread Class, Main Thread-Creation of New Threads, Thread States, Thread Priority-Synchronization, Deadlock and Race Situations, Inter-thread Communication - Suspending, Resuming, and Stopping of Threads.

Java Database Connectivity: Introduction, JDBC Architecture, Installing MySQL and MySQL Connector/J, JDBC Environment Setup, Establishing JDBC Database Connections, ResultSet Interface

Java FX GUI: Java FX Scene Builder, Java FX App Window Structure, displaying text and image, event handling, laying out nodes in scene graph, mouse events (Text Book 3)

Text Books:

1. The complete Reference Java, 11th edition, Herbert Schildt, TMH.
2. Joy with JAVA, Fundamentals of Object Oriented Programming, DebasisSamanta, MonalisaSarma, Cambridge, 2023.
3. JAVA 9 for Programmers, Paul Deitel, Harvey Deitel, 4th Edition, Pearson.


References Books:

1. JAVA one step ahead, Anitha Seth, B.L.Juneja, Oxford.
2. Introduction to Java programming, 7th Edition, Y Daniel Liang, Pearson


Online Resources:

1. <https://nptel.ac.in/courses/106/105/106105191/>
2. https://infyspringboard.onwingspan.com/web/en/app/toc/lex_auth_012880464547618816347_shared/overview

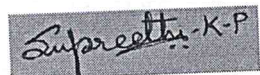
Signatures




Chairman (HOD of CSE)
(Dr. C.VENKATA SUBBIAH)



Academic council
(Dr. T.RAMAKRISHNU)



Academic council
(Dr. K.P.SUPREETHI)



University nominee
(Dr. K.MADHAVI)



Internal member
(Mrs. K.MUNNI)



Internal member
(Mrs. J.SANDHYA RANI)

II Year B.Tech. CSE – I Semester

L	T	P	C
3	0	0	3

(23HPC0503) ADVANCED DATA STRUCTURES & ALGORITHM ANALYSIS

Course Objectives: The main objective of the course is to

- provide knowledge on advance data structures frequently used in Computer Science domain
- Develop skills in algorithm design techniques popularly used
- Understand the use of various data structures in the algorithm design

Course Outcomes: After completion of the course, students will be able to

- Illustrate the working of the advanced tree data structures and their applications (L2)
- Understand the Graph data structure, traversals and apply them in various contexts. (L2)
- Use various data structures in the design of algorithms (L3)
- Recommend appropriate data structures based on the problem being solved (L5)
- Analyze algorithms with respect to space and time complexities (L4)
- Design new algorithms (L6)

UNIT – I:

Introduction to Algorithm Analysis, Space and Time Complexity analysis, Asymptotic Notations.

AVL Trees – Creation, Insertion, Deletion operations and Applications

B+ Trees – Creation, Insertion, Deletion operations and Applications

B - Trees – Creation, Insertion, Deletion operations and Applications

UNIT – II:

Heap Trees (Priority Queues) – Min and Max Heaps, Operations and Applications

Graphs – Terminology, Representations, Basic Search and Traversals, Connected Components and Bi-connected Components, applications

Divide and Conquer: The General Method, Quick Sort, Merge Sort, Strassen's matrix multiplication, Convex Hull

UNIT – III:

Greedy Method: General Method, Job Sequencing with deadlines, Knapsack Problem, Minimum cost spanning trees, Single Source Shortest Paths

Dynamic Programming: General Method, All pairs shortest paths, Single Source Shortest Paths – General Weights (Bellman Ford Algorithm), Optimal Binary Search Trees, 0/1 Knapsack, String Editing, Travelling Salesperson problem

UNIT – IV:

Backtracking: General Method, 8-Queens Problem, Sum of Subsets problem, Graph Coloring, 0/1 Knapsack Problem

Branch and Bound: The General Method, 0/1 Knapsack Problem, Travelling Salesperson problem

UNIT – V:

NP Hard and NP Complete Problems: Basic Concepts, Cook's theorem

NP Hard Graph Problems: Clique Decision Problem (CDP), Chromatic Number Decision Problem (CNDP), Traveling Salesperson Decision Problem (TSP)

NP Hard Scheduling Problems: Scheduling Identical Processors, Job Shop Scheduling

Textbooks:

1. Fundamentals of Data Structures in C++, Horowitz, Ellis; Sahni, Sartaj; Mehta, Dinesh 2nd Edition Universities Press
2. Computer Algorithms/C++ Ellis Horowitz, Sartaj Sahni, Sanguthevar Rajasekaran 2nd Edition University Press


Reference Books:


1. Data Structures and program design in C, Robert Kruse, Pearson Education Asia
2. An introduction to Data Structures with applications, Trembley & Sorenson, McGraw Hill
3. The Art of Computer Programming, Vol.1: Fundamental Algorithms, Donald E Knuth, Addison-Wesley, 1997.
4. Data Structures using C & C++: Langsam, Augenstein & Tanenbaum, Pearson, 1995
5. Algorithms + Data Structures & Programs: N. Wirth, PHI
6. Fundamentals of Data Structures in C++: Horowitz Sahni & Mehta, Galgottia Pub.
7. Data structures in Java: Thomas Standish, Pearson Education Asia


Online Learning Resources:


1. https://www.tutorialspoint.com/advanced_data_structures/index.asp
2. <http://peterindia.net/Algorithms.html>
3. Abdul Bari, 1. Introduction to Algorithms (youtube.com)

Signatures


Chairman (HOD of CSE)
(Dr. C.VENKATA SUBBIAH)


Academic council
(Dr. T.RAMAKRISHNU)


Academic council
(Dr. K.P.SUPREETHI)


University nominee
(Dr. K.MADHAVI)


Internal member
(Mrs. K.MUNNI)


Internal member
(Mrs. J.SANDHYA RANI)

II Year B.Tech. CSE –I Semester

L	T	P	C
0	0	3	1.5

(23HPC0505) ADVANCED DATA STRUCTURES & ALGORITHM ANALYSIS LAB

Course Objectives:The objective of the course is to

- acquire practical skills in constructing and managing Data structures
- apply the popular algorithm design methods in problem-solving scenarios

Course Outcomes:After completion of the course, students will be able to

- Design and develop programs to solve real world problems with the popular algorithm design methods. (L5)
- Demonstrate an understanding of Non-Linear data structures by developing implementing the operations on AVL Trees, B-Trees, Heaps and Graphs. (L2)
- Critically assess the design choices and implementation strategies of algorithms and data structures in complex applications. (L5)
- Utilize appropriate data structures and algorithms to optimize solutions for specific computational problems. (L3)
- Compare the performance of different of algorithm design strategies (L4)
- Design algorithms to new real world problems (L6)

Experiments covering the Topics:

- Operations on AVL trees, B-Trees, Heap Trees
- Graph Traversals
- Sorting techniques
- Minimum cost spanning trees
- Shortest path algorithms
- 0/1 Knapsack Problem
- Travelling Salesperson problem
- Optimal Binary Search Trees
- N-Queens Problem
- Job Sequencing

Sample Programs:

1. Construct an AVL tree for a given set of elements which are stored in a file. And implement insert and delete operation on the constructed tree. Write contents of tree into a new file using in-order.
2. Construct B-Tree an order of 5 with a set of 100 random elements stored in array. Implement searching, insertion and deletion operations.
3. Construct Min and Max Heap using arrays, delete any element and display the content of the Heap.
4. Implement BFT and DFT for given graph, when graph is represented by
 - a) Adjacency Matrix
 - b) Adjacency Lists
5. Write a program for finding the bi-connected components in a given graph.
6. Implement Quick sort and Merge sort and observe the execution time for various input sizes (Average, Worst and Best cases).
7. Compare the performance of Single Source Shortest Paths using Greedy method when the graph is represented by adjacency matrix and adjacency lists.

8. Implement Job sequencing with deadlines using Greedy strategy.
9. Write a program to solve 0/1 Knapsack problem Using Dynamic Programming.
10. Implement N-Queens Problem Using Backtracking.
11. Use Backtracking strategy to solve 0/1 Knapsack problem.
12. Implement Travelling Sales Person problem using Branch and Bound approach.

Reference Books:


1. Fundamentals of Data Structures in C++, Horowitz Ellis, SahniSartaj, Mehta, Dinesh, 2nd Edition, Universities Press
2. Computer Algorithms/C++ Ellis Horowitz, SartajSahni, SanguthevarRajasekaran, 2nd Edition, University Press
3. Data Structures and program design in C, Robert Kruse, Pearson Education Asia
4. An introduction to Data Structures with applications, Trembley & Sorenson, McGraw Hill

Online Learning Resources:


1. <http://cse01-iiith.vlabs.ac.in/>
2. <http://peterindia.net/Algorithms.html>

Signatures



Chairman (HOD of CSE)
(Dr. C.VENKATA SUBBIAH)



Academic council
(Dr. T.RAMAKRISHNU)



Academic council
(Dr. K.P.SUPREETHI)



University nominee
(Dr. K.MADHAVI)



Internal member
(Mrs. K.MUNNI)



Internal member
(Mrs. J.SANDHYA RANI)

II Year B.Tech. CSE – I Semester

L	T	P	C
0	0	3	1.5

(23HPC0506) OBJECT-ORIENTED PROGRAMMING THROUGH JAVA LAB

Course Objectives: The aim of this course is to

- Practice object-oriented programming in the Java programming language
- Implement Classes, Objects, Methods, Inheritance, Exception, Runtime Polymorphism, User defined Exception handling mechanism
- Illustrate inheritance, Exception handling mechanism, JDBC connectivity
- Construct Threads, Event Handling, implement packages, Java FX GUI

Course Outcomes: After completion of the course, students will be able to

- Demonstrate a solid understanding of Java syntax, including data types, control structures, methods, classes, objects, inheritance, polymorphism, and exception handling. (L2)
- Apply fundamental OOP principles such as encapsulation, inheritance, polymorphism, and abstraction to solve programming problems effectively. (L3)
- Familiar with commonly used Java libraries and APIs, including the Collections Framework, Java I/O, JDBC, and other utility classes. (L2)
- Develop problem-solving skills and algorithmic thinking, applying OOP concepts to design efficient solutions to various programming challenges. (L3)
- Proficiently construct graphical user interface (GUI) applications using JavaFX (L4)
- Develop new programs for solving typical computer science problems (L6)

Experiments covering the Topics:

- Object Oriented Programming fundamentals- data types, control structures
- Classes, methods, objects, Inheritance, polymorphism,
- Exception handling, Threads, Packages, Interfaces
- Files, I/O streams, JavaFX GUI

Sample Experiments:

Exercise – 1:

- Write a JAVA program to display default value of all primitive data type of JAVA
- Write a java program that display the roots of a quadratic equation $ax^2+bx=0$. Calculate the discriminate D and basing on value of D, describe the nature of root.

Exercise - 2

- Write a JAVA program to search for an element in a given list of elements using binary search mechanism.
- Write a JAVA program to sort for an element in a given list of elements using bubble sort
- Write a JAVA program using StringBuffer to delete, remove character.
-

Exercise - 3

- Write a JAVA program to implement class mechanism. Create a class, methods and invoke them inside main method.
- Write a JAVA program implement method overloading.
- Write a JAVA program to implement constructor.

d) Write a JAVA program to implement constructor overloading.

Exercise - 4

- a) Write a JAVA program to implement Single Inheritance
- b) Write a JAVA program to implement multi level Inheritance
- c) Write a JAVA program for abstract class to find areas of different shapes

Exercise - 5

- a) Write a JAVA program give example for “super” keyword.
- b) Write a JAVA program to implement Interface. What kind of Inheritance can be achieved?
- c) Write a JAVA program that implements Runtime polymorphism

Exercise - 6

- a. Write a JAVA program that describes exception handling mechanism
- b. Write a JAVA program Illustrating Multiple catch clauses
- c. Write a JAVA program for creation of Java Built-in Exceptions
- d. Write a JAVA program for creation of User Defined Exception

Exercise - 7

- a) Write a JAVA program that creates threads by extending Thread class. First thread display “Good Morning “every 1 sec, the second thread displays “Hello “every 2 seconds and the third display “Welcome” every 3 seconds, (Repeat the same by implementing Runnable)
- b) Write a program illustrating **is Alive** and **join ()**
- c) Write a Program illustrating Daemon Threads.
- d) Write a JAVA program Producer Consumer Problem

Exercise – 8

8. Write a JAVA program that import and use the user defined packages
9. Without writing any code, build a GUI that display text in label and image in an ImageView (use JavaFX)
10. Build a Tip Calculator app using several JavaFX components and learn how to respond to user interactions with the GUI

Exercise – 9

- a) Write a java program that connects to a database using JDBC
- b) Write a java program to connect to a database using JDBC and insert values into it.
- c) Write a java program to connect to a database using JDBC and delete values from it

Textbooks:

1. JAVA one step ahead, Anitha Seth, B.L.Juneja, Oxford.
2. Joy with JAVA, Fundamentals of Object Oriented Programming, DebasisSamanta, MonalisaSarma, Cambridge, 2023.
3. JAVA 9 for Programmers, Paul Deitel, Harvey Deitel, 4th Edition, Pearson.

References Books:

1. The complete Reference Java, 11th edition, Herbert Schildt, TMH
2. Introduction to Java programming, 7th Edition, Y Daniel Liang, Pearson


Online Resources:

1. <https://nptel.ac.in/courses/106/105/106105191/>
2. https://infyspringboard.onwingspan.com/web/en/app/toc/lex_auth_012880464547618816347_shared/overview


Signatures




Chairman (HOD of CSE)
(Dr. C.VENKATA SUBBIAH)



Academic council
(Dr. T.RAMAKRISHNU)



Academic council
(Dr. K.P.SUPREETHI)



University nominee
(Dr. K.MADHAVI)



Internal member
(Mrs. K.MUNNI)



Internal member
(Mrs. J.SANDHYA RANI)

II Year B.Tech. CSE – I Semester

L	T	P	C
0	1	2	2

(23HSC0502) PYTHON PROGRAMMING(SKILL ENHANCEMENT COURSE)

Course Objectives: The main objectives of the course are to

- Introduce core programming concepts of Python programming language.
- Demonstrate about Python data structures like Lists, Tuples, Sets and dictionaries
- Implement Functions, Modules and Regular Expressions in Python Programming and to create practical and contemporary applications using these

Course Outcomes: After completion of the course, students will be able to

- Classify data structures of Python (L4)
- Apply Python programming concepts to solve a variety of computational problems (L3)
- Understand the principles of object-oriented programming (OOP) in Python, including classes, objects, inheritance, polymorphism, and encapsulation, and apply them to design and implement Python programs (L3)
- Become proficient in using commonly used Python libraries and frameworks such as JSON, XML, NumPy, pandas (L2)
- Exhibit competence in implementing and manipulating fundamental data structures such as lists, tuples, sets, dictionaries (L3)
- Propose new solutions to computational problems (L6)

UNTI-I: History of Python Programming Language, Thrust Areas of Python, Installing Anaconda Python Distribution, Installing and Using Jupyter Notebook.

Parts of Python Programming Language: Identifiers, Keywords, Statements and Expressions, Variables, Operators, Precedence and Associativity, Data Types, Indentation, Comments, Reading Input, Print Output, Type Conversions, the type () Function and Is Operator, Dynamic and Strongly Typed Language.

Control Flow Statements: if statement, if-else statement, if...elif...else, Nested if statement, while Loop, for Loop, continue and break Statements, Catching Exceptions Using try and except Statement.

Sample Experiments:

1. Write a program to find the largest element among three Numbers.
2. Write a Program to display all prime numbers within an interval
3. Write a program to swap two numbers without using a temporary variable.
4. Demonstrate the following Operators in Python with suitable examples.
 1. Arithmetic Operators ii) Relational Operators iii) Assignment Operatorsiv) Logical Operators v) Bit wise Operators vi) Ternary Operator vii) Membership Operators viii) Identity Operators
5. Write a program to add and multiply complex numbers
6. Write a program to print multiplication table of a given number.

UNIT-II: Functions: Built-In Functions, Commonly Used Modules, Function Definition and Calling the function, return Statement and void Function, Scope and Lifetime of Variables, Default Parameters, Keyword Arguments, *args and **kwargs, Command Line Arguments.
Strings: Creating and Storing Strings, Basic String Operations, Accessing Characters in String by Index Number, String Slicing and Joining, String Methods, Formatting Strings.
Lists: Creating Lists, Basic List Operations, Indexing and Slicing in Lists, Built-In Functions Used on Lists, List Methods, del Statement.

Sample Experiments:

7. Write a program to define a function with multiple return values.
8. Write a program to define a function using default arguments.
9. Write a program to find the length of the string without using any library functions.
10. Write a program to check if the substring is present in a given string or not.
11. Write a program to perform the given operations on a list:
 - i. Addition
 - ii. Insertion
 - iii. slicing
12. Write a program to perform any 5 built-in functions by taking any list.

UNIT-III: Dictionaries: Creating Dictionary, Accessing and Modifying key:value Pairs in Dictionaries, Built-In Functions Used on Dictionaries, Dictionary Methods, del Statement.
Tuples and Sets: Creating Tuples, Basic Tuple Operations, tuple() Function, Indexing and Slicing in Tuples, Built-In Functions Used on Tuples, Relation between Tuples and Lists, Relation between Tuples and Dictionaries, Using zip() Function, Sets, Set Methods, Frozenset.

Sample Experiments:

13. Write a program to create tuples (name, age, address, college) for at least two members and concatenate the tuples and print the concatenated tuples.
14. Write a program to count the number of vowels in a string (No control flow allowed).
15. Write a program to check if a given key exists in a dictionary or not.
16. Write a program to add a new key-value pair to an existing dictionary.
17. Write a program to sum all the items in a given dictionary.

UNIT-IV:Files: Types of Files, Creating and Reading Text Data, File Methods to Read and Write Data, Reading and Writing Binary Files, Pickle Module, Reading and Writing CSV Files, Python os and os.path Modules.

Object-Oriented Programming: Classes and Objects, Creating Classes in Python, Creating Objects in Python, Constructor Method, Classes with Multiple Objects, Class Attributes Vs Data Attributes, Encapsulation, Inheritance, Polymorphism.

<Sample Experiments:

18. Write a program to sort words in a file and put them in another file. The output file should have only lower-case words, so any upper-case words from source must be lowered.
19. Python program to print each line of a file in reverse order.
20. Python program to compute the number of characters, words and lines in a file.
21. Write a program to create, display, append, insert and reverse the order of the items in the array.
22. Write a program to add, transpose and multiply two matrices.
23. Write a Python program to create a class that represents a shape. Include methods to calculate its area and perimeter. Implement subclasses for different shapes like circle, triangle, and square.

UNIT-V: Introduction to Data Science: Functional Programming, JSON and XML in Python, NumPy with Python, Pandas.**Sample Experiments:**

24. Python program to check whether a JSON string contains complex object or not.
25. Python Program to demonstrate NumPy arrays creation using array () function.
26. Python program to demonstrate use of ndim, shape, size, dtype.
27. Python program to demonstrate basic slicing, integer and Boolean indexing.
28. Python program to find min, max, sum, cumulative sum of array
29. Create a dictionary with at least five keys and each key represent value as a list where this list contains at least ten values and convert this dictionary as a pandas data frame and explore the data through the data frame as follows:
 - a) Apply head () function to the pandas data frame
 - b) Perform various data selection operations on Data Frame
30. Select any two columns from the above data frame, and observe the change in one attribute with respect to other attribute with scatter and plot operations in matplotlib
31. To perform element wise operations(addition,multiplication) on two arrays by using numpy package in python.
32. To merge two data frames based on a common column in python.

Reference Books:

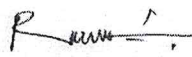
1. Gowrishankar S, Veena A., Introduction to Python Programming, CRC Press.
2. Python Programming, S Sridhar, J Indumathi, V M Hariharan, 2ndEdition, Pearson, 2024
3. Introduction to Programming Using Python, Y. Daniel Liang, Pearson.

Online Learning Resources/Virtual Labs:


1. <https://www.coursera.org/learn/python-for-applied-data-science-ai>
2. <https://www.coursera.org/learn/python?specialization=python#syllabus>

Signatures


Chairman (HOD of CSE)
(Dr. C.VENKATA SUBBIAH)



Academic council
(Dr. T.RAMAKRISHNUDU)



Academic council
(Dr. K.P.SUPREETHI)



University nominee
(Dr. K.MADHAVI)



Internal member
(Mrs. K.MUNNI)



Internal member
(Mrs. J.SANDHYA RANI)



ANNAMACHARYA INSTITUTE OF TECHNOLOGY & SCIENCES::KADAPA

(AUTONOMOUS)

(Approved by AICTE New Delhi & Affiliated to JNTUA, Anantapuramu)

Accredited by NAAC with 'A' grade, Bangalore

B.Tech. II Year-I Semester	(23HAC9901) ENVIRONMENTAL SCIENCE (Common to all Branches)	L	T	P	C
		2	0	0	-

Course Objectives:

- To make the students to get awareness on environment.
- To understand the importance of protecting natural resources, ecosystems for future generations and pollution causes due to the day to day activities of human life
- To save earth from the inventions by the engineers.

UNIT I:

Multidisciplinary Nature of Environmental Studies: – Definition, Scope and Importance – Need for Public Awareness.

Natural Resources : Renewable and non-renewable resources – Natural resources and associated problems – Forest resources – Use and over – exploitation, deforestation, case studies – Timber extraction – Mining, dams and other effects on forest and tribal people – Water resources – Use and over utilization of surface and ground water – Floods, drought, conflicts over water, dams – benefits and problems – Mineral resources: Use and exploitation, environmental effects of extracting and using mineral resources, case studies – Food resources: World food problems, changes caused by agriculture and overgrazing, effects of modern agriculture, fertilizer-pesticide problems, water logging, salinity, case studies. – Energy resources:

UNIT II:

Ecosystems: Concept of an ecosystem. – Structure and function of an ecosystem – Producers, consumers and decomposers – Energy flow in the ecosystem – Ecological succession – Food chains, food webs and ecological pyramids – Introduction, types, characteristic features, structure and function of the following ecosystem:

- a. Forest ecosystem.
- b. Grassland ecosystem
- c. Desert ecosystem.
- d. Aquatic ecosystems (ponds, streams, lakes, rivers, oceans, estuaries)

Biodiversity and its Conservation : Introduction 0 Definition: genetic, species and ecosystem diversity – Bio-geographical classification of India – Value of biodiversity: consumptive use, Productive use, social, ethical, aesthetic and option values – Biodiversity at global, National and local levels – India as a mega-diversity nation – Hot-spots of biodiversity – Threats to biodiversity: habitat loss, poaching of wildlife, man-wildlife conflicts – Endangered and endemic species of India – Conservation of biodiversity: In-situ and Ex-situ conservation of biodiversity.

UNIT III:

Environmental Pollution: Definition, Cause, effects and control measures of :

- a. Air Pollution.
- b. Water pollution
- c. Soil pollution
- d. Marine pollution
- e. Noise pollution
- f. Thermal pollution
- g. Nuclear hazards

Solid Waste Management: Causes, effects and control measures of urban and industrial wastes – Role of an individual in prevention of pollution – Pollution case studies – Disaster management: floods, earthquake, cyclone and landslides.

UNIT IV:

Social Issues and the Environment: From Unsustainable to Sustainable development – Urban problems related to energy – Water conservation, rain water harvesting, watershed management – Resettlement and rehabilitation of people; its problems and concerns. Case studies – Environmental ethics: Issues and possible solutions – Climate change, global warming, acid rain, ozone layer depletion, nuclear accidents and holocaust. Case Studies – Wasteland reclamation. – Consumerism and waste products. – Environment Protection Act. – Air (Prevention and Control of Pollution) Act. – Water (Prevention and Control of Pollution) Act – Wildlife Protection Act – Forest Conservation Act – Issues involved in enforcement of environmental legislation – Public awareness.

UNIT V:

Human Population and the Environment: Population growth, variation among nations. Population explosion – Family Welfare Programmes. – Environment and human health – Human Rights – Value Education – HIV/AIDS – Women and Child Welfare – Role of information Technology in Environment and human health – Case studies.

Field Work: Visit to a local area to document environmental assets River/forest grassland/hill/mountain – Visit to a local polluted site-Urban/Rural/Industrial/Agricultural Study of common plants, insects, and birds – river, hill slopes, etc..

Textbooks:

1. Textbook of Environmental Studies for Undergraduate Courses Erach Bharucha for University Grants Commission, Universities Press.
2. Palaniswamy, “Environmental Studies”, Pearson education
3. S.Azeem Unnisa, “Environmental Studies” Academic Publishing Company
4. K.Raghavan Nambiar, “Text book of Environmental Studies for Undergraduate Courses as per UGC model syllabus”, Scitech Publications (India), Pvt. Ltd.

References:

1. Deeksha Dave and E.Sai Baba Reddy, “Textbook of Environmental Science”, Cengage Publications.
2. M.Anji Reddy, “Text book of Environmental Sciences and Technology”, BS Publication.
3. J.P.Sharma, Comprehensive Environmental studies, Laxmi publications.
4. J. Glynn Henry and Gary W. Heinke, “Environmental Sciences and Engineering”, Prentice hall of India Private limited
5. G.R.Chatwal, “A Text Book of Environmental Studies” Himalaya Publishing House
6. Gilbert M. Masters and Wendell P. Ela, “Introduction to Environmental Engineering and Science, Prentice hall of India Private limited.



**ANNAMACHARYA INSTITUTE OF TECHNOLOGY & SCIENCES::KADAPA
(AUTONOMOUS)**

UTUKUR (P), C. K. DINNE (V&M), KADAPA, YSR DIST.
Accredited by NAAC with 'A' Grade & NBA (B. Tech-CSE, ECE & EEE)

**B.TECH. -COMPUTERT SCIENCE &ENGINEERING
II YEAR COURSE STRUCTURE & SYLLABUS**

B. Tech– II Year II Semester

CSE-SUBJECTS

S.No.	Title
1	Open Elective: Managerial Economics and Financial Analysis Organizational Behavior Business Environment
2	Probability & Statistics
3	Operating Systems
4	Database Management Systems
5	Software Engineering
6	Operating Systems Lab
7	Database Management Systems Lab
8	Full Stack Development-1
9	Design Thinking & Innovation

Signatures

**Chairman (HOD of CSE)
(Dr. C.VENKATA SUBBIAH)**

**Academic council
(Dr. T.RAMAKRISHNUDU)**

**Academic council
(Dr. K.P.SUPREETHI)**

**University nominee
(Dr. K.MADHAVI)**

**Internal member
(Mrs. K.MUNNI)**

**Internal member
(Mrs. J.SANDHYA RANI)**



ANNAMACHARYA INSTITUTE OF TECHNOLOGY & SCIENCES::KADAPA
(AUTONOMOUS)

UTUKUR (P), C. K. DINNE (V&M), KADAPA, YSR DIST.
Accredited by NAAC with 'A' Grade & NBA (B. Tech-CSE, ECE & EEE)

B.TECH. -COMPUTER SCIENCE &ENGINEERING
II YEAR COURSE STRUCTURE & SYLLABUS

B. Tech – II Year II Semester

CSE SUBJECTS AND LABS

S.No.	Title
1	Operating Systems
2	Database Management Systems
3	Software Engineering
4	Operating Systems Lab
5	Database Management Systems Lab
6	Full Stack Development-1
7	Design Thinking & Innovation

Signatures

Chairman (HOD of CSE)
(Dr. C.VENKATA SUBBIAH)

Academic council
(Dr. T.RAMAKRISHNUDU)

Academic council
(Dr. K.P.SUPREETHI)

University nominee
(Dr. K.MADHAVI)

Internal member
(Mrs. K.MUNNI)

Internal member
(Mrs. J.SANDHYA RANI)

II Year B.Tech. CSE – II Semester

L	T	P	C
2	0	0	2

(23HMC1E01a) MANAGERIAL ECONOMICS AND FINANCIAL ANALYSIS**Course Objectives:**

- To inculcate the basic knowledge of microeconomics and financial accounting
- To make the students learn how demand is estimated for different products, input-output relationship for optimizing production and cost
- To Know the Various types of market structure and pricing methods and strategy
- To give an overview on investment appraisal methods to promote the students to learn how to plan long-term investment decisions.
- To provide fundamental skills on accounting and to explain the process of preparing financial statements.

Course Outcomes:

- Define the concepts related to Managerial Economics, financial accounting and management(L2)
- Understand the fundamentals of Economics viz., Demand, Production, cost, revenue and markets (L2)
- Apply the Concept of Production cost and revenues for effective Business decision (L3)
- Analyze how to invest their capital and maximize returns (L4)
- Evaluate the capital budgeting techniques. (L5)
- Develop the accounting statements and evaluate the financial performance of business entity (L5)

UNIT - I Managerial Economics

Introduction – Nature, meaning, significance, functions, and advantages. Demand-Concept, Function, Law of Demand - Demand Elasticity- Types – Measurement. Demand Forecasting- Factors governing Forecasting, Methods. Managerial Economics and Financial Accounting and Management.

UNIT - II Production and Cost Analysis

Introduction – Nature, meaning, significance, functions and advantages. Production Function– Least- cost combination– Short run and long run Production Function- Isoquants and Is costs, Cost & Break-Even Analysis - Cost concepts and Cost behaviour- Break-Even Analysis (BEA) - Determination of Break-Even Point (Simple Problems).

UNIT - III Business Organizations and Markets

Introduction – Forms of Business Organizations- Sole Proprietary - Partnership - Joint Stock Companies - Public Sector Enterprises. Types of Markets - Perfect and Imperfect Competition - Features of Perfect Competition Monopoly- Monopolistic Competition– Oligopoly-Price-Output Determination - Pricing Methods and Strategies

UNIT - IV Capital Budgeting

Introduction – Nature, meaning, significance. Types of Working Capital, Components, Sources of Short-term and Long-term Capital, Estimating Working capital requirements. Capital Budgeting– Features, Proposals, Methods and Evaluation. Projects – Pay Back

Method, Accounting Rate of Return (ARR) Net Present Value (NPV) Internal Rate Return (IRR) Method (sample problems)

UNIT - V Financial Accounting and Analysis

Introduction – Concepts and Conventions- Double-Entry Bookkeeping, Journal, Ledger, Trial Balance- Final Accounts (Trading Account, Profit and Loss Account and Balance Sheet with simple adjustments). Introduction to Financial Analysis - Analysis and Interpretation of Liquidity Ratios, Activity Ratios, and Capital structure Ratios and Profitability.

Textbooks:

1. Varshney & Maheswari: Managerial Economics, Sultan Chand.
2. Aryasri: Business Economics and Financial Analysis, 4/e, MGH.

Reference Books:

1. Ahuja HI Managerial economics Schand.
2. S.A. Siddiqui and A.S. Siddiqui: Managerial Economics and Financial Analysis, New Age International.
3. Joseph G. Nellis and David Parker: Principles of Business Economics, Pearson, 2/e, New Delhi.
4. Domnick Salvatore: Managerial Economics in a Global Economy, Cengage.

Online Learning Resources:

<https://www.slideshare.net/123ps/managerial-economics-ppt>
<https://www.slideshare.net/rossanz/production-and-cost-45827016>
<https://www.slideshare.net/darkyla/business-organizations-19917607>
<https://www.slideshare.net/balarajbl/market-and-classification-of-market>
<https://www.slideshare.net/ruchi101/capital-budgeting-ppt-59565396>
<https://www.slideshare.net/ashu1983/financial-accounting>



**ANNAMACHARYA INSTITUTE OF TECHNOLOGY & SCIENCES::KADAPA
(AUTONOMOUS)**

(Approved by AICTE New Delhi & Affiliated to JNTUA, Anantapuramu)

Accredited by NAAC with 'A' grade, Bangalore

B.Tech. II Year - II Semester	PROBABILITY & STATISTICS (Common to CSE, CSE (AI &ML))	L	T	P	C
		3	0	0	3

Course Outcomes:

After successful completion of this course, the students should be able to:

COs	Statements	Blooms level
CO1	Acquire knowledge in finding the analysis of the data quantitatively or categorically and various statistical elementary tools.	L2, L3
CO2	Develop skills in designing mathematical models involving probability, random variables and the critical thinking in the theory of probability and its applications in real life problems.	L3, L5
CO3	Apply the theoretical probability distributions like binomial, Poisson, and Normal in the relevant application areas.	L3
CO4	Analyze to test various hypotheses included in theory and types of errors for large samples.	L2, L3
CO5	Apply the different testing tools like t-test, F-test, chi-square test to analyze the relevant real life problems.	L3, L5

UNIT I: Descriptive statistics

Statistics Introduction, Population vs Sample, Collection of data, primary and secondary data, Measures of Central tendency, Measures of Variability (spread or variance) Skewness, Kurtosis, correlation, correlation coefficient, rank correlation, regression coefficients, method of least squares, regression lines.

UNIT II: Probability and Random variables

Probability: Sample space and events, axioms of probability, some elementary theorems (addition and multiplicative law) of probability, conditional probability, Bayes' Theorem.

Random variables: Introduction, discrete and continuous, probability density functions, properties, mathematical expectation.

UNIT III: Probability distributions

Probability distributions: Binomial, Poisson and Normal-their properties (Chebyshevs inequality). Approximation of the binomial distribution to normal distribution.

UNIT IV: Estimation and Testing of hypothesis, large sample tests

Estimation-parameters, statistics, sampling distribution, point estimation, Formulation of null hypothesis, alternative hypothesis, the critical and acceptance regions, level of significance, two types of errors and power of the test. Large Sample Tests: Test for single proportion, difference of proportions, test for single mean and difference of means. Confidence interval for parameters in one sample and two sample problems.

UNIT V: Small sample tests

Student t-distribution (test for single mean, two means and paired t-test), testing of equality of variances (F-test), χ^2 - test for goodness of fit, χ^2 - test for independence of attributes.

V. Suguna

[Handwritten signature]

[Handwritten signature]



**ANNAMACHARYA INSTITUTE OF TECHNOLOGY & SCIENCES::KADAPA
(AUTONOMOUS)**

(Approved by AICTE New Delhi & Affiliated to JNTUA, Anantapuramu)

Accredited by NAAC with 'A' grade, Bangalore

Textbooks:

1. Miller and Freunds, Probability and Statistics for Engineers, 7/e, Pearson, 2008.
2. S.C. Gupta and V.K. Kapoor, Fundamentals of Mathematical Statistics, 11/e, Sultan Chand & Sons Publications, 2012.

Reference Books:

1. S. Ross, a First Course in Probability, Pearson Education India, 2002.
2. W. Feller, an Introduction to Probability Theory and its Applications, 1/e, Wiley, 1968.
3. B. V. Ramana, Higher Engineering Mathematics, McGraw Hill Education.

Online Learning Resources:

1. https://onlinecourses.nptel.ac.in/noc21_ma74/preview
2. https://onlinecourses.nptel.ac.in/noc22_mg31/preview

V. Sugun → *beggedid*
meany

II Year B.Tech. CSE – II Semester

L	T	P	C
3	0	0	3

(23HPC0507) OPERATING SYSTEMS

Course Objectives: The main objectives of the course is to make student

- Understand the basic concepts and principles of operating systems, including process management, memory management, file systems, and Protection
- Make use of process scheduling algorithms and synchronization techniques to achieve better performance of a computer system.
- Illustrate different conditions for deadlock and their possible solutions.

Course Outcomes: After completion of the course, students will be able to

- Describe the basics of the operating systems, mechanisms of OS to handle processes, threads, and their communication. (L1)
- Understand the basic concepts and principles of operating systems, including process management, memory management, file systems, and Protection. (L2)
- Make use of process scheduling algorithms and synchronization techniques to achieve better performance of a computer system. (L3)
- Illustrate different conditions for deadlock and their possible solutions. (L2)
- Analyze the memory management and its allocation policies. (L4)

UNIT - I

Operating Systems Overview: Introduction, Operating system functions, Operating systems operations, Computing environments, Free and Open-Source Operating Systems **System Structures:** Operating System Services, User and Operating-System Interface, system calls, Types of System Calls, system programs, Operating system Design and Implementation, Operating system structure, Building and Booting an Operating System, Operating system debugging

UNIT - II

Processes: Process Concept, Process scheduling, Operations on processes, Inter-process communication. **Threads and Concurrency:** Multithreading models, Thread libraries, Threading issues. **CPU Scheduling:** Basic concepts, Scheduling criteria, Scheduling algorithms, Multiple processor scheduling.

UNIT – III

Synchronization Tools: The Critical Section Problem, Peterson’s Solution, Mutex Locks, Semaphores, Monitors, Classic problems of Synchronization. **Deadlocks:** system Model, Deadlock characterization, Methods for handling Deadlocks, Deadlock prevention, Deadlock avoidance, Deadlock detection, Recovery from Deadlock.

UNIT - IV

Memory-Management Strategies: Introduction, Contiguous memory allocation, Paging, Structure of the Page Table, Swapping. **Virtual Memory Management:** Introduction, Demand paging, Copy-on-write, Page replacement, Allocation of frames, Thrashing. **Storage Management:** Overview of Mass Storage Structure, HDD Scheduling.

UNIT - V

File System: File System Interface: File concept, Access methods, Directory Structure; File system Implementation: File-system structure, File-system Operations, Directory implementation, Allocation method, Free space management; File-System Internals: File-System Mounting, Partitions and Mounting, File Sharing. **Protection:** Goals of protection,

Principles of protection, Protection Rings, Domain of protection, Access matrix.
Case Studies: Linux, Microsoft Windows.

Textbooks:

1. Operating System Concepts, Silberschatz A, Galvin P B, Gagne G, 10th Edition, Wiley, 2018.
2. Modern Operating Systems, Tanenbaum A S, 4th Edition, Pearson , 2016

Reference Books:


1. Operating Systems -Internals and Design Principles, Stallings W, 9th edition, Pearson, 2018
2. Operating Systems: A Concept Based Approach, D.M Dhamdhare, 3rd Edition, McGraw- Hill, 2013

Online Learning Resources:

1. <https://nptel.ac.in/courses/106/106/106106144/>
2. <http://peterindia.net/OperatingSystems.html>

Signatures



Chairman (HOD of CSE)
(Dr. C.VENKATA SUBBIAH)



Academic council
(Dr. T.RAMAKRISHNU)



Academic council
(Dr. K.P.SUPREETHI)



University nominee
(Dr. K.MADHAVI)



Internal member
(Mrs. K.MUNNI)



Internal member
(Mrs. J.SANDHYA RANI)

II Year B.Tech. CSE – II Semester

L	T	P	C
3	0	0	3

(23HES0504) DATABASE MANAGEMENT SYSTEMS

Course Objectives: The main objective of the course is to

- Introduce database management systems and to give a good formal foundation on the relational model of data and usage of Relational Algebra
- Introduce the concepts of basic SQL as a universal Database language
- Demonstrate the principles behind systematic database design approaches by covering conceptual design, logical design through normalization
- Provide an overview of physical design of a database system, by discussing Database indexing techniques and storage techniques

Course Outcomes: After completion of the course, students will be able to

- Understand the basic concepts of database management systems (L2)
- Analyze a given database application scenario to use ER model for conceptual design of the database (L4)
- Utilize SQL proficiently to address diverse query challenges (L3).
- Employ normalization methods to enhance database structure (L3)
- Assess and understand transaction processing, concurrency control and database recovery protocols in databases. (L4)

UNIT I: Introduction: Database system, Characteristics (Database Vs File System), Database Users, Advantages of Database systems, Database applications. Brief introduction of different Data Models; Concepts of Schema, Instance and data independence; Three tier schema architecture for data independence; Database system structure, environment, Centralized and Client Server architecture for the database.

Entity Relationship Model: Introduction, Representation of entities, attributes, entity set, relationship, relationship set, constraints, sub classes, super class, inheritance, specialization, generalization using ER Diagrams.

Unit II: Relational Model: Introduction to relational model, concepts of domain, attribute, tuple, relation, importance of null values, constraints (Domain, Key constraints, integrity constraints) and their importance, Relational Algebra, Relational Calculus. BASIC SQL: Simple Database schema, data types, table definitions (create, alter), different DML operations (insert, delete, update).

UNIT III: SQL: Basic SQL querying (select and project) using where clause, arithmetic & logical operations, SQL functions (Date and Time, Numeric, String conversion). Creating tables with relationship, implementation of key and integrity constraints, nested queries, sub queries, grouping, aggregation, ordering, implementation of different types of joins, view (updatable and non-updatable), relational set operations.

UNIT IV: Schema Refinement (Normalization): Purpose of Normalization or schema refinement, concept of functional dependency, normal forms based on functional dependency Lossless join and dependency preserving decomposition, (1NF, 2NF and 3 NF), concept of surrogate key, Boyce-Codd normal form (BCNF), MVD, Fourth normal form (4NF), Fifth Normal Form (5NF).

UNIT V:Transaction Concept: Transaction State, ACID properties, Concurrent Executions, Serializability, Recoverability, Implementation of Isolation, Testing for Serializability, lock based, time stamp based, optimistic, concurrency protocols, Deadlocks, Failure Classification, Storage, Recovery and Atomicity, Recovery algorithm.

Introduction to Indexing Techniques: Primary Indexing, secondary Indexing, Hash Based Indexing, Static and Dynamic tree base indexing, B+Trees applications towards Database.

Textbooks:

1. Database Management Systems, 3rd edition, Raghurama Krishnan, Johannes Gehrke, TMH (For Chapters 2, 3, 4)
2. Database System Concepts, 5th edition, Silberschatz, Korth, Sudarsan, TMH (For Chapter 1 and Chapter 5)

Reference Books:

1. Introduction to Database Systems, 8th edition, C J Date, Pearson.
2. Database Management System, 6th edition, RamezElmasri, Shamkant B. Navathe, Pearson
3. Database Principles Fundamentals of Design Implementation and Management, Corlos Coronel, Steven Morris, Peter Robb, Cengage Learning.


Web-Resources:

1. <https://nptel.ac.in/courses/106/105/106105175/>
2. https://infyspringboard.onwingspan.com/web/en/app/toc/lex_auth_01275806667282022456_shared/overview


Signatures




Chairman (HOD of CSE)
(Dr. C.VENKATA SUBBIAH)



Academic council
(Dr. T.RAMAKRISHNU)




Academic council
(Dr. K.P.SUPREETHI)



University nominee
(Dr. K.MADHAVI)



Internal member
(Mrs. K.MUNNI)



Internal member
(Mrs. J.SANDHYA RANI)

II Year B.Tech. CSE (AI) – II Semester

L	T	P	C
3	0	0	3

(23HPC0508) SOFTWARE ENGINEERING

Course Objectives: The objectives of this course are to introduce

- Software life cycle models, Software requirements and SRS document.
- Project Planning, quality control and ensuring good quality software.
- Software Testing strategies, use of CASE tools, Implementation issues, validation & verification procedures.

Course Outcomes: After completion of the course, students will be able to

- Perform various life cycle activities like Analysis, Design, Implementation, Testing and Maintenance (L3)
- Analyse various software engineering models and apply methods for design and development of software projects. (L4)
- Develop system designs using appropriate techniques. (L3)
- Understand various testing techniques for a software project. (L2)
- Apply standards, CASE tools and techniques for engineering software projects (L3)

UNIT I:

Introduction: Evolution, Software development projects, Exploratory style of software developments, Emergence of software engineering, Notable changes in software development practices, Computer system engineering.

Software Life Cycle Models: Basic concepts, Waterfall model and its extensions, Rapid application development, Agile development model, Spiral model.

UNIT II:

Software Project Management: Software project management complexities, Responsibilities of a software project manager, Metrics for project size estimation, Project estimation techniques, Empirical Estimation techniques, COCOMO, Halstead's software science, risk management.

Requirements Analysis And Specification: Requirements gathering and analysis, Software Requirements Specification (SRS), Formal system specification, Axiomatic specification, Algebraic specification, Executable specification and 4GL.

UNIT III:

Software Design: Overview of the design process, How to characterize a good software design? Layered arrangement of modules, Cohesion and Coupling. approaches to software design.

Agility: Agility and the Cost of Change, Agile Process, Extreme Programming (XP), Other Agile Process Models, Tool Set for the Agile Process (Text Book 2)

Function-Oriented Software Design: Overview of SA/SD methodology, Structured analysis, Developing the DFD model of a system, Structured design, Detailed design, and Design Review.

User Interface Design: Characteristics of a good user interface, Basic concepts, Types of user interfaces, Fundamentals of component-based GUI development, and user interface design methodology.

UNIT IV:

Coding And Testing: Coding, Code review, Software documentation, Testing, Black-box testing, White-Box testing, Debugging, Program analysis tools, Integration testing, Testing object-oriented programs, Smoke testing, and Some general issues associated with testing.

Software Reliability And Quality Management: Software reliability. Statistical testing, Software quality, Software quality management system, ISO 9000. SEI Capability maturity model. Few other important quality standards, and Six Sigma.

UNIT V:

Computer-Aided Software Engineering (Case): CASE and its scope, CASE environment, CASE support in the software life cycle, other characteristics of CASE tools, Towards second generation CASE Tool, and Architecture of a CASE Environment.

Software Maintenance: Characteristics of software maintenance, Software reverse engineering, Software maintenance process models and Estimation of maintenance cost.

Software Reuse: reuse- definition, introduction, reason behind no reuse so far, Basic issues in any reuse program, A reuse approach, and Reuse at organization level.

Text Books:

1. Fundamentals of Software Engineering, Rajib Mall, 5th Edition, PHI.
2. Software Engineering A practitioner's Approach, Roger S. Pressman, 9th Edition, McGraw Hill International Edition.

Reference Books:


1. Software Engineering, Ian Sommerville, 10th Edition, Pearson.
2. Software Engineering, Principles and Practices, Deepak Jain, Oxford University Press.

e-Resources:


- 1) <https://nptel.ac.in/courses/106/105/106105182/>
- 2) https://infyspringboard.onwingspan.com/web/en/app/toc/lex_auth_01260589506387148827_shared/overview
- 3) https://infyspringboard.onwingspan.com/web/en/app/toc/lex_auth_013382690411003904735_shared/overview

Signatures



Chairman (HOD of CSE)
(Dr. C.VENKATA SUBBIAH)



Academic council
(Dr. T.RAMAKRISHNU)



Academic council
(Dr. K.P.SUPREETHI)



University nominee
(Dr. K.MADHAVI)



Internal member
(Mrs. K.MUNNI)



Internal member
(Mrs. J.SANDHYA RANI)

II Year B.Tech. CSE –II Semester

L	T	P	C
0	0	3	1.5

(23HPC0509) OPERATING SYSTEMS LAB

Course Objectives: The main objectives of the course are to

- Provide insights into system calls, file systems, semaphores,
- Develop and debug CPU Scheduling algorithms, page replacement algorithms, thread implementation
- Implement Bankers Algorithms to Avoid the Dead Lock

Course Outcomes: After completion of the course, students will be able to

1. Trace different CPU Scheduling algorithms (L2).
2. Implement Bankers Algorithms to Avoid the Dead Lock (L3).
3. Evaluate Page replacement algorithms (L5).
4. Illustrate the file organization techniques (L4).
5. Illustrate Inter process Communication and concurrent execution of threads (L4)

Experiments covering the Topics:

- UNIX fundamentals, commands & system calls
- CPU Scheduling algorithms, thread processing
- IPC, semaphores, monitors, deadlocks
- Page replacement algorithms, file allocation strategies
- Memory allocation strategies

Sample Experiments:

1. Practicing of Basic UNIX Commands.
2. Write programs using the following UNIX operating system calls
fork, exec, getpid, exit, wait, close, stat, opendir and readdir
3. Simulate UNIX commands like cp, ls, grep, etc.,
4. Simulate the following CPU scheduling algorithms
a) FCFS b) SJF c) Priority d) Round Robin
5. Control the number of ports opened by the operating system with
a) Semaphore b) Monitors.
6. Write a program to illustrate concurrent execution of threads using pthreads library.
7. Write a program to solve producer-consumer problem using Semaphores.
8. Implement the following memory allocation methods for fixed partition
a) First fit b) Worst fit c) Best fit
9. Simulate the following page replacement algorithms
a) FIFO b) LRU c) LFU
10. Simulate Paging Technique of memory management.
11. Implement Bankers Algorithm for Dead Lock avoidance and prevention
12. Simulate the following file allocation strategies
a) Sequential b) Indexed c) Linked

Reference Books:

1. Operating System Concepts, Silberschatz A, Galvin P B, Gagne G, 10th Edition, Wiley, 2018.

2. Modern Operating Systems, Tanenbaum A S, 4th Edition, Pearson, 2016
3. Operating Systems -Internals and Design Principles, Stallings W, 9th edition, Pearson, 2018
4. Operating Systems: A Concept Based Approach, D.M Dhamdhare, 3rd Edition, McGraw- Hill, 2013


Online Learning Resources:

1. <https://www.cse.iitb.ac.in/~mythili/os/>
2. <http://peterindia.net/OperatingSystems.html>


Signatures




**Chairman (HOD of CSE)
(Dr. C.VENKATA SUBBAIAH)**



**Academic council
(Dr. T.RAMAKRISHNU)**



**Academic council
(Dr. K.P.SUPREETHI)**



**University nominee
(Dr. K.MADHAVI)**



**Internal member
(Mrs. K.MUNNI)**



**Internal member
(Mrs. J.SANDHYA RANI)**

II Year B.Tech. CSE – II Semester

L	T	P	C
0	0	3	1.5

(23HPC0510) DATABASE MANAGEMENT SYSTEMS LAB

Course Objectives: This Course will enable students to

- Populate and query a database using SQL DDL/DML Commands
- Declare and enforce integrity constraints on a database
- Writing Queries using advanced concepts of SQL
- Programming PL/SQL including procedures, functions, cursors and triggers.

Course Outcomes: After completion of the course, students will be able to

- Utilizing Data Definition Language (DDL), Data Manipulation Language (DML), and Data Control Language (DCL) commands effectively within a database environment (L3)
- Constructing and execute queries to manipulate and retrieve data from databases. (L3)
- Develop application programs using PL/SQL. (L3)
- Analyze requirements and design custom Procedures, Functions, Cursors, and Triggers, leveraging their capabilities to automate tasks and optimize database functionality (L4)
- Establish database connectivity through JDBC (Java Database Connectivity) (L3)

Experiments covering the topics:

- DDL, DML, DCL commands
- Queries, nested queries, built-in functions,
- PL/SQL programming- control structures
- Procedures, Functions, Cursors, Triggers,
- Database connectivity- ODBC/JDBC

Sample Experiments:

1. Creation, altering and dropping of tables and inserting rows into a table (use constraints while creating tables) examples using SELECT command.
2. Queries (along with sub Queries) using ANY, ALL, IN, EXISTS, NOTEXISTS, UNION, INTERSET, Constraints. Example:- Select the roll number and name of the student who secured fourth rank in the class.
3. Queries using Aggregate functions (COUNT, SUM, AVG, MAX and MIN), GROUP BY, HAVING and Creation and dropping of Views.
4. Queries using Conversion functions (to_char, to_number and to_date), string functions (Concatenation, lpad, rpad, ltrim, rtrim, lower, upper, initcap, length, substr and instr), date functions (Sysdate, next_day, add_months, last_day, months_between, least, greatest, trunc, round, to_char, to_date)
5.
 - i. Create a simple PL/SQL program which includes declaration section, executable section and exception –Handling section (Ex. Student marks can be selected from the table and printed for those who secured first class and an exception can be raised if no records were found)
 - ii. Insert data into student table and use COMMIT, ROLLBACK and SAVEPOINT in PL/SQL block.

6. Develop a program that includes the features NESTED IF, CASE and CASE expression. The program can be extended using the NULLIF and COALESCE functions.
7. Program development using WHILE LOOPS, numeric FOR LOOPS, nested loops using ERROR Handling, BUILT -IN Exceptions, USE defined Exceptions, RAISE-APPLICATION ERROR.
8. Programs development using creation of procedures, passing parameters IN and OUT of PROCEDURES.
9. Program development using creation of stored functions, invoke functions in SQL Statements and write complex functions.
10. Develop programs using features parameters in a CURSOR, FOR UPDATE CURSOR, WHERE CURRENT of clause and CURSOR variables.
11. Develop Programs using BEFORE and AFTER Triggers, Row and Statement Triggers and INSTEAD OF Triggers
12. Create a table and perform the search operation on table using indexing and non-indexing techniques.
13. Write a Java program that connects to a database using JDBC
14. Write a Java program to connect to a database using JDBC and insert values into it
15. Write a Java program to connect to a database using JDBC and delete values from it
16. (a) Create a Table with BLOB Column, Insert, Update, Retrieve data in BLOB Storage.
(b) Create a Table with CLOB Column, Insert, Update, Retrieve data in CLOB Storage


Text Books/Suggested Reading:

1. Oracle: The Complete Reference by Oracle Press
2. Nilesh Shah, "Database Systems Using Oracle", PHI, 2007
3. Rick F Vander Lans, "Introduction to SQL", Fourth Edition, Pearson Education, 2007

Signatures




**Chairman (HOD of CSE)
(Dr. C.VENKATA SUBBIAH)**



**Academic council
(Dr. T.RAMAKRISHNUDU)**



**Academic council
(Dr. K.P.SUPREETHI)**



**University nominee
(Dr. K.MADHAVI)**



**Internal member
(Mrs. K.MUNNI)**



**Internal member
(Mrs. J.SANDHYA RANI)**

II Year B.Tech. CSE –II Semester

L	T	P	C
0	1	2	2

(23HSC0503) FULL STACK DEVELOPMENT – 1
(Skill Enhancement Course)

Course Objectives:The main objectives of the course are to

- Make use of HTML elements and their attributes for designing static web pages
- Build a web page by applying appropriate CSS styles to HTML elements
- Experiment with JavaScript to develop dynamic web pages and validate forms

Course Outcomes:

- CO1: Design Websites. (L6)
- CO2: Apply Styling to web pages. (L4)
- CO3: Make Web pages interactive. (L6)
- CO4: Design Forms for applications. (L6)
- CO5: Choose Control Structure based on the logic to be implemented. (L3)
- CO6: Understand HTML tags, Attributes and CSS properties (L2)

Experiments covering the Topics:

- Lists, Links and Images
- HTML Tables, Forms and Frames
- HTML 5 and Cascading Style Sheets, Types of CSS
- Selector forms
- CSS with Color, Background, Font, Text and CSS Box Model
- Applying JavaScript - internal and external, I/O, Type Conversion
- JavaScript Conditional Statements and Loops, Pre-defined and User-defined Objects
- JavaScript Functions and Events
- Node.js

Sample Experiments:

1. Lists, Links and Images

- a. Write a HTML program, to explain the working of lists.
 Note: It should have an ordered list, unordered list, nested lists and ordered list in an unordered list and definition lists.
- b. Write a HTML program, to explain the working of hyperlinks using <a> tag and href, target Attributes.
- c. Create a HTML document that has your image and your friend's image with a specific height and width. Also when clicked on the images it should navigate to their respective profiles.
- d. Write a HTML program, in such a way that, rather than placing large images on a page, the preferred technique is to use thumbnails by setting the height and width parameters to something like to 100*100 pixels. Each thumbnail image is also a link to a full sized version of the image. Create an image gallery using this technique

2. HTML Tables, Forms and Frames

- a. Write a HTML program, to explain the working of tables. (use tags: <table>, <tr>, <th>, <td> and attributes: border, rowspan, colspan)
- b. Write a HTML program, to explain the working of tables by preparing a timetable. (Note: Use <caption> tag to set the caption to the table & also use cell spacing, cell padding, border, rowspan, colspan etc.).
- c. Write a HTML program, to explain the working of forms by designing Registration form. (Note: Include text field, password field, number field, date of birth field, checkboxes, radio buttons, list boxes using <select>&<option> tags, <text area> and two buttons ie: submit and reset. Use tables to provide a better view).
- d. Write a HTML program, to explain the working of frames, such that page is to be divided into 3 parts on either direction. (Note: first frame image, second frame paragraph, third frame hyperlink. And also make sure of using “no frame” attribute such that frames to be fixed).

3. HTML 5 and Cascading Style Sheets, Types of CSS

- a. Write a HTML program, that makes use of <article>, <aside>, <figure>, <figcaption>, <footer>, <header>, <main>, <nav>, <section>, <div>, tags.
- b. Write a HTML program, to embed audio and video into HTML web page.
- c. Write a program to apply different types (or levels of styles or style specification formats) - inline, internal, external styles to HTML elements. (identify selector, property and value).

4. Selector forms

- a. Write a program to apply different types of selector forms
 - Simple selector (element, id, class, group, universal)
 - Combinator selector (descendant, child, adjacent sibling, general sibling)
 - Pseudo-class selector
 - Pseudo-element selector
 - Attribute selector

5. CSS with Color, Background, Font, Text and CSS Box Model

- a. Write a program to demonstrate the various ways you can reference a color in CSS.
- b. Write a CSS rule that places a background image halfway down the page, tilting it horizontally. The image should remain in place when the user scrolls up or down.
- c. Write a program using the following terms related to CSS font and text:
 - i. font-size
 - ii. font-weight
 - iii. font-style
 - iv. text-decoration
 - v. text-transformation
 - vi. text-alignment
- d. Write a program, to explain the importance of CSS Box model using
 - i. Content
 - ii. Border
 - iii. Margin
 - iv. Padding

6. Applying JavaScript - internal and external, I/O, Type Conversion

- a. Write a program to embed internal and external JavaScript in a web page.
- b. Write a program to explain the different ways for displaying output.
- c. Write a program to explain the different ways for taking input.
- d. Create a webpage which uses prompt dialogue box to ask a voter for his name and age. Display the information in table format along with either the voter can vote or not

Textbooks:

1. Programming the World Wide Web, 7th Edition, Robert W Sebesta, Pearson, 2013.
2. Web Programming with HTML5, CSS and JavaScript, John Dean, Jones & Bartlett Learning, 2019 (Chapters 1-11).
3. Pro MERN Stack: Full Stack Web App Development with Mongo, Express, React, and Node, Vasan Subramanian, 2nd edition, APress, O'Reilly.

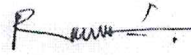
Web Links:

1. <https://www.w3schools.com/html>
2. <https://www.w3schools.com/css>
3. <https://www.w3schools.com/js/>
4. <https://www.w3schools.com/nodejs>
5. <https://www.w3schools.com/typescript>

Signatures



**Chairman (HOD of CSE)
(Dr. C.VENKATA SUBBIAH)**



**Academic council
(Dr. T.RAMAKRISHNU)**



**Academic council
(Dr. K.P.SUPREETHI)**



**University nominee
(Dr. K.MADHAVI)**



**Internal member
(Mrs. K.MUNNI)**



**Internal member
(Mrs. J.SANDHYA RANI)**

7. JavaScript Pre-defined and User-defined Objects

- a. Write a program using document object properties and methods.
- b. Write a program using window object properties and methods.
- c. Write a program using array object properties and methods.
- d. Write a program using math object properties and methods
- e. Write a program using string object properties and methods.
- f. Write a program using regex object properties and methods.
- g. Write a program using date object properties and methods.
- h. Write a program to explain user-defined object by using properties, methods, accessors, constructors and display.

8. JavaScript Conditional Statements and Loops

- a. Write a program which asks the user to enter three integers, obtains the numbers from the user and outputs HTML text that displays the larger number followed by the words "LARGER NUMBER" in an information message dialog. If the numbers are equal, output HTML text as "EQUAL NUMBERS".
- b. Write a program to display week days using switch case.
- c. Write a program to print 1 to 10 numbers using for, while and do-while loops.
- d. Write a program to print data in object using for-in, for-each and for-of loops
- e. Develop a program to determine whether a given number is an 'ARMSTRONG NUMBER' or not. [Eg: 153 is an Armstrong number, since sum of the cube of the digits is equal to the number i.e., $13 + 53 + 33 = 153$]
- f. Write a program to display the denomination of the amount deposited in the bank in terms of 100's, 50's, 20's, 10's, 5's, 2's & 1's. (Eg: If deposited amount is Rs.163, the output should be 1-100's, 1-50's, 1- 10's, 1-2's & 1-1's)

9. Javascript Functions and Events

- a. Design a appropriate function should be called to display
 - Factorial of that number
 - Fibonacci series up to that number
 - Prime numbers up to that number
 - Is it palindrome or not
- b. Design a HTML having a text box and four buttons named Factorial, Fibonacci, Prime, and Palindrome. When a button is pressed an appropriate function should be called to display
 11. Factorial of that number
 12. Fibonacci series up to that number
 13. Prime numbers up to that number
 14. Is it palindrome or not
- c. Write a program to validate the following fields in a registration page
 - i. Name (start with alphabet and followed by alphanumeric and the length should not be less than 6 characters)
 - ii. Mobile (only numbers and length 10 digits)
 - iii. E-mail (should contain format like xxxxxxx@xxxxxx.xxx)

II Year B.Tech. CSE –II Semester

L	T	P	C
1	0	2	2

(23HBS9916) DESIGN THINKING FOR INNOVATION

Course Objectives:

The objective of this course is to familiarize students with design thinking process as a tool for breakthrough innovation. It aims to equip students with design thinking skills and ignite the minds to create innovative ideas, develop solutions for real-time problems.

Course Outcomes:

- Define the concepts related to design thinking. (L1, L2)
- Explain the fundamentals of Design Thinking and innovation (L1, L2)
- Apply the design thinking techniques for solving problems in various sectors. (L3)
- Analyse to work in a multidisciplinary environment (L4)
- Evaluate the value of creativity (L5)
- Formulate specific problem statements of real time issues (L3, L6)

UNIT I Introduction to Design Thinking

Introduction to elements and principles of Design, basics of design-dot, line, shape, form as fundamental design components. Principles of design. Introduction to design thinking, history of Design Thinking, New materials in Industry.

UNIT II Design Thinking Process

Design thinking process (empathize, analyze, idea & prototype), implementing the process in driving inventions, design thinking in social innovations. Tools of design thinking - person, costumer, journey map, brainstorming, product development

Activity: Every student presents their idea in three minutes, Every student can present design process in the form of flow diagram or flow chart etc. Every student should explain about product development.

UNIT III Innovation

Art of innovation, Difference between innovation and creativity, role of creativity and innovation in organizations- Creativity to Innovation- Teams for innovation- Measuring the impact and value of creativity.

Activity: Debate on innovation and creativity, Flow and planning from idea to innovation, Debate on value-based innovation.

UNIT IV Product Design

Problem formation, introduction to product design, Product strategies, Product value, Product planning, product specifications- Innovation towards product design- Case studies

Activity: Importance of modelling, how to set specifications, Explaining their own product design.

UNIT V Design Thinking in Business Processes

Design Thinking applied in Business & Strategic Innovation, Design Thinking principles that redefine business – Business challenges: Growth, Predictability, Change, Maintaining Relevance, Extreme competition, Standardization. Design thinking to meet corporate needs-

Design thinking for Startups- Defining and testing Business Models and Business Cases- Developing & testing prototypes.

Activity: How to market our own product, About maintenance, Reliability and plan for startup.

Textbooks:

1. Tim Brown, Change by design, Harper Bollins (2009)
2. Idris Mootee, Design Thinking for Strategic Innovation, 2013, John Wiley & Sons.

Reference Books:

1. David Lee, Design Thinking in the Classroom, Ulysses press
2. Shrutin N Shetty, Design the Future, Norton Press
3. William Lidwell, Universal Principles of Design- Kritinaholden, Jill Butter.
4. Chesbrough.H, The Era of Open Innovation – 2013

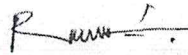
Online Learning Resources:

<https://nptel.ac.in/courses/110/106/110106124/>
<https://nptel.ac.in/courses/109/104/109104109/>
https://swayam.gov.in/nd1_noc19_mg60/preview

Signatures



Chairman (HOD of CSE)
(Dr. C.VENKATA SUBBIAH)



Academic council
(Dr. T.RAMAKRISHNUDU)



Academic council
(Dr. K.P.SUPREETHI)



University nominee
(Dr. K.MADHAVI)



Internal member
(Mrs. K.MUNNI)



Internal member
(Mrs. J.SANDHYA RANI)